


Ensemble pique nique LOOP



Description

Ensemble de pique nique en béton intelligent (UHPC). Le ciment certifié éco operando émet 35% d'émissions de CO2 en moins que le ciment ordinaire. Agrégats siliceux (différentes tailles de particules)

Dimensions

Table

Longueur : 2000mm

Largueur : 900mm

Hauteur : 750mm

Poids : 150kg

Banc

Longueur : 2000mm

Largueur : 300mm


Hauteur : 450mm

Poids : 70kg

Options

Autres coloris (nous consulter, augmentation en fonction de la couleur. *Demander un devis*)

Couleurs de finition (Petra 1)




Marron



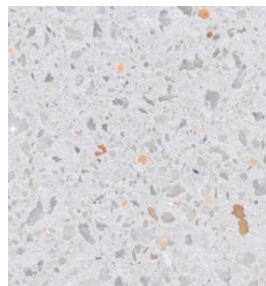
Noir



Ocre




Gris




Blanc

Finition de surface

Revêtements composés de liants qui intègrent des charges de métal concassé et donnent aux éléments urbains l'apparence réelle du métal ainsi que son oxydation et ne se détériorent pas avec le temps.



Bronze



Corten




Golden



Noir graphite


Couleurs de finition (UHPC)



Blanc




Gris



Noir

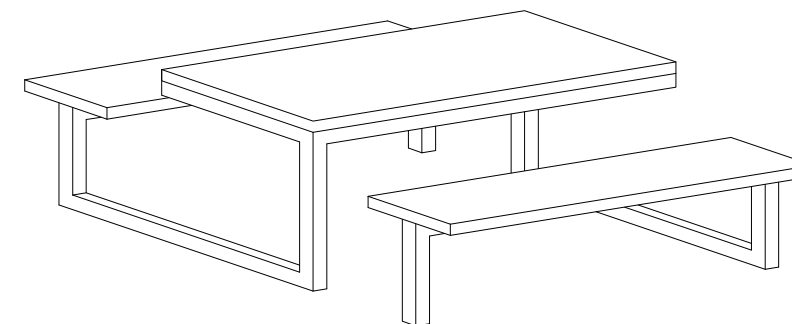
CARACTERÍSTICAS / FEATURES



Material hormigón SMC
Acabado decapado e hidrofugado
Dimensiones l. 200, a. 90, h. 75 cm (mesa)
 l. 200, a. 30, h. 45 cm (banqueta)
Color ver carta de colores
Fijación apoyado por su propio peso o con varillas metálicas
Peso 150 Kg (mesa)
 70 kg (banqueta)
 270 kg (mesa+banqueta+pallet)
Palet 210 x 200 cm

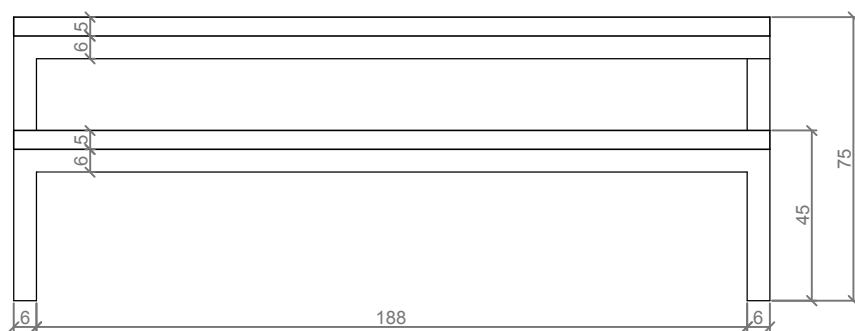
Material precast concrete SMC
Finish etched and waterproofed
Dimensions l. 200, w. 90, h. 75 cm (table)
 l. 200, w. 90, h. 75 cm (bench)
Colour see colour catalogue
Fixing resting on the ground or with metal rod
Weight 150 Kg (table)
 70 kg (bench)
 270 kg (table+bench+pallet)
Pallet 210 x 200 cm

diseñador / design: magourban

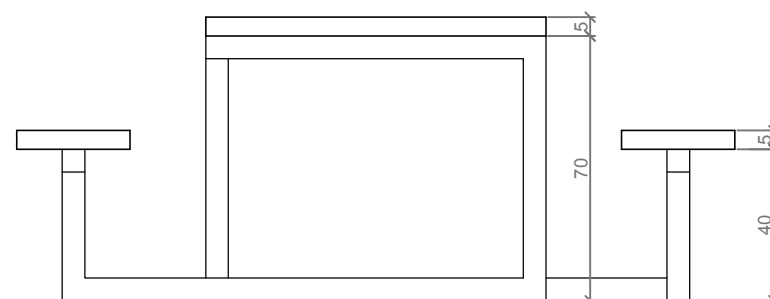


PICNIC LOOP

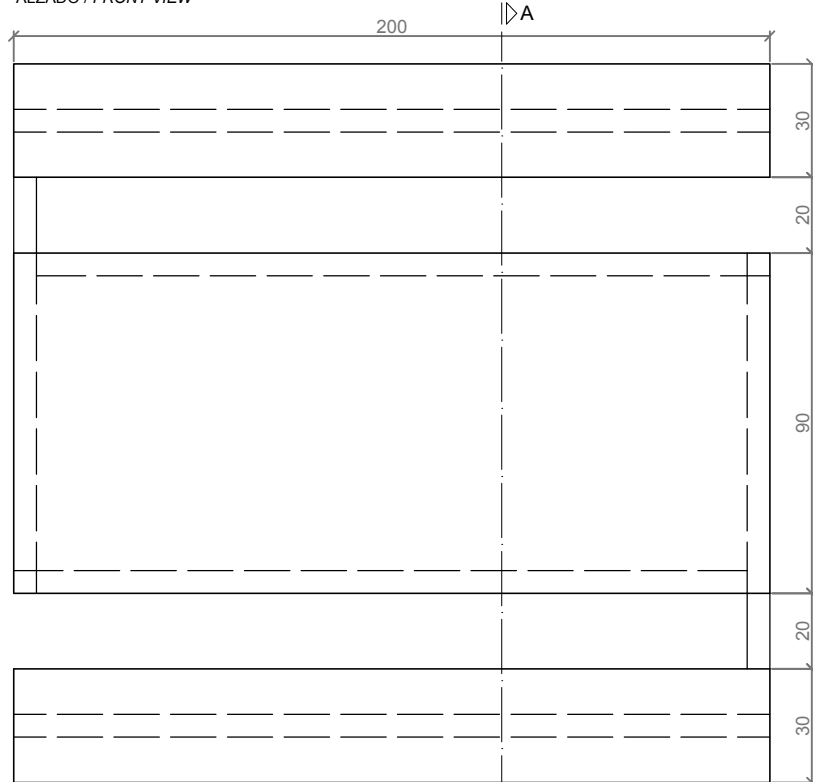
GEOMETRIA / GEOMETRY



ALZADO / FRONT VIEW



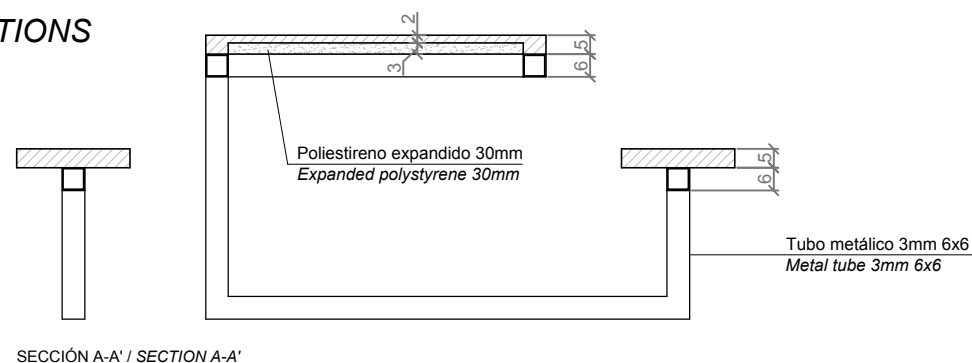
PERFIL / PROFILE SIDE



PLANTA / TOP VIEW

ESC. 1:20

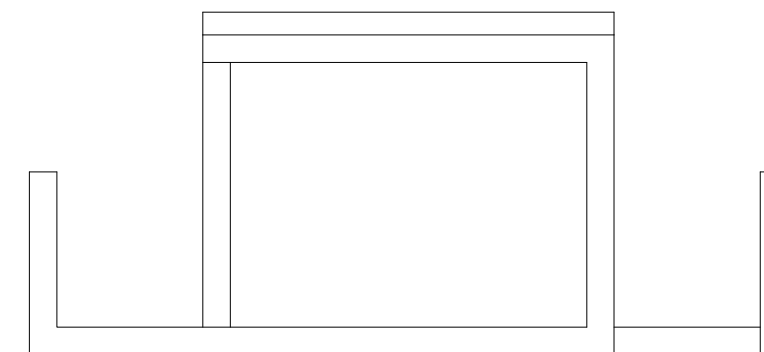
ESPECIFICACIONES / SPECIFICATIONS



SECCIÓN A-A' / SECTION A-A'

MANIPULACIÓN E INSTALACIÓN / HANDLING AND INSTALLATION

- 1 Instalar la estructura metálica en el sitio deseado / Install the metal frame in the desired location



- 2 Montar las losas de los banquillos / Assemble the bench slabs

